










PROPRIETARY AND CONFIDENTIAL

106441038
M52900 MAPLE GROVE

ONE CALL:
Hennepin
*NW9 T119/R22
*= this Page

LEGEND:

-  ACTIVE
-  DESIGNED
-  PROPOSED
-  ABANDONED
-  Interruptible
-  Existing
-  Normal
-  Future
-  Proposed

Address: 15450 GROVE CIR N
Customer: PINTS AND PADDLE
Contact Person: KELLY STEEG
Contact Phone: 952-820-5744
Sales Rep: JASON KOCKE
Sales Rep Phone: 612-258-4327
Construction Hotline: 612-321-5310
Restoration Hotline: 612-321-5042
Copies To Pipeline Integrity: No
Curb Valve: No
Copies to Corrosion: No
Corrosion Approval: N/A
Follow Internal Pipe Sampling Requirements? No
Job Briefing Required? No
GFIP#: N/A
Permits: Yes - City Of Maple Grove
Requested Install Date: 02/24/2023

Approval: *Tracie Killion*

PROJECT DESCRIPTION:
PINTSAND PADDLE

DESIGNER: Stephen Ballard
PHONE #: 2187212204
DRAWN BY: Stephen Ballard
DESIGN DATE: 2/3/2023

Revised Print
Destroy All Others
Revision History
Date:
Description:
Design Approval:

IC Services
SCAN DATE: 1" : 50'
SHEET 1 OF 1

HIGHWAY 610

39030092 4" TR CL-6

9' BC

12' BC

CUSTOMER APPROVAL OF DESIGN I/C:

SIGNATURE: _____

PRINTED NAME: _____ DATE: _____

Please review CenterPoint Energy design for installing Natural Gas to your facility. Verify the route of the Service Line and Meter Location on the building. If there is a conflict, please contact the Designer or Sales Rep as shown in the Title Block. Before a natural gas service line can be installed, you must clearly mark all privately-owned underground facilities including: septic tanks, drain fields, sewer lines, water wells, sprinkler systems, invisible fences, electric lines and pipelines. CenterPoint Energy and its representatives are not responsible for damage to these items if they are not clearly marked at time of installation.

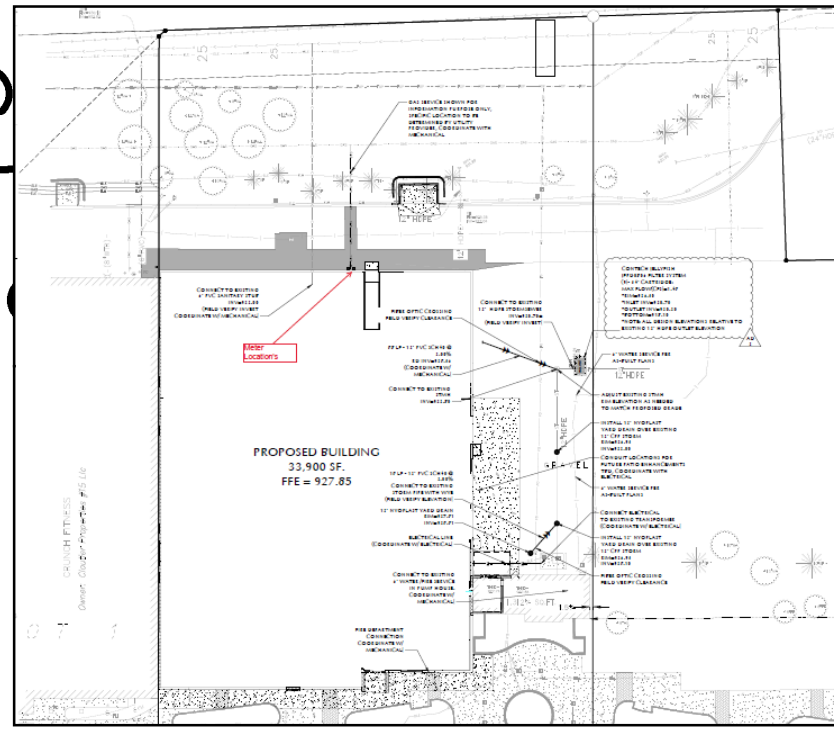
DESIGNER EXPRESS DESIGN 2/3/2023 11:10:18 AM

M/I METER WO# 106441035
INSTALL a 3MTC METERSET for TEMP HEAT with a 2" CS850IR REGULATOR at CL-6 to 10 PSI with a 3/8" ORIFICE (LOAD: 5000cfh) and a 1" 289H RELIEF at 12PSI, with a BYPASS. METERSET EQUIP# 15910390
INSTALL IN PERM METER LOCATION

SERVICE WO# 106441038
INSTALL SVC to the PERM METER LOCATION:
INSTALL a 4" x 1-1/4" IPS PE SVC TEE with a .80" TAP
INSTALL a 2" IPS EFV - 5500 SERIES 1-1/4" ASSEMBLY in the BLVD.
INSTALL 60' of 1-1/4" IPS PE CL-6 SVC LINE with a 1-1/4" MPT x 1-1/4" IPS PE ANODELESS RISER, with SLEEVE.
SERVICE EQUIP# 70987975

GROVE CIR N

U.S. Fish and Wildlife Service, National Standards and Support Team, wetlands_team@fws.gov, MPCA, Sources: Esri, HERE, Garmin, Intermap, increment P Corp., GEBCO, USGS, FAO, NPS, NRCAN, GeoBase, IGN,



15500

15450