

NOTE  
 THE CITY OF MAPLE GROVE'S RADIO SYSTEM 8 REPEATERS ARE LOCATED IN THE WATER TOWER ON 95TH AVE N AT RANCHVIEW LN (TOWER FED FROM TRANSF J7)

TRANSFORMER REPALCED ON SEPERATE W.O. TERM NEW CABLE C PHASE (LOOPED)

REPLACED IN 2020



DESIGNER : JAYMIE HOLTE  
 PHONE: 608-799-3001  
 EMAIL: JAYMIE.L.HOLTE@XCELENERGY.COM

Work Order Information	
Service Request #	:
Design Number	: 000001074450
Designer/Planner ID	: w37797
Designer/Planner Name	: Holte, Jayme
Designer/Planner Ph #	: 608-799-3001
Manager Approval	:

Joint Utility	
E:	G:
T:	C:

Design Location	
Division	: Maple Grove
County	: Hennepin
City	: Maple Grove
Address	:
T:	119N R: 22W S: 9
Map #	: K52014 Permit :

Electric	
Feeder:	ECK061 Voltage: 15 KV
Phase:	ABC Bkup Dev ID:

Gas	
System	: Pressure :
Size	: Material :
Dead End	:

Work Order # :  
 Date: 05/09/2022  
 Sketch: 1 OF 2  
 Scale: 1" equals 100'

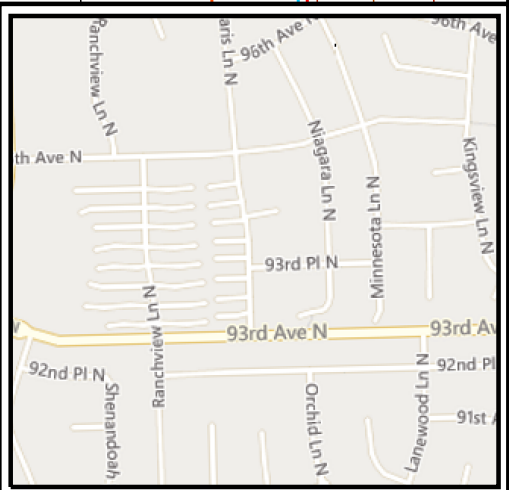
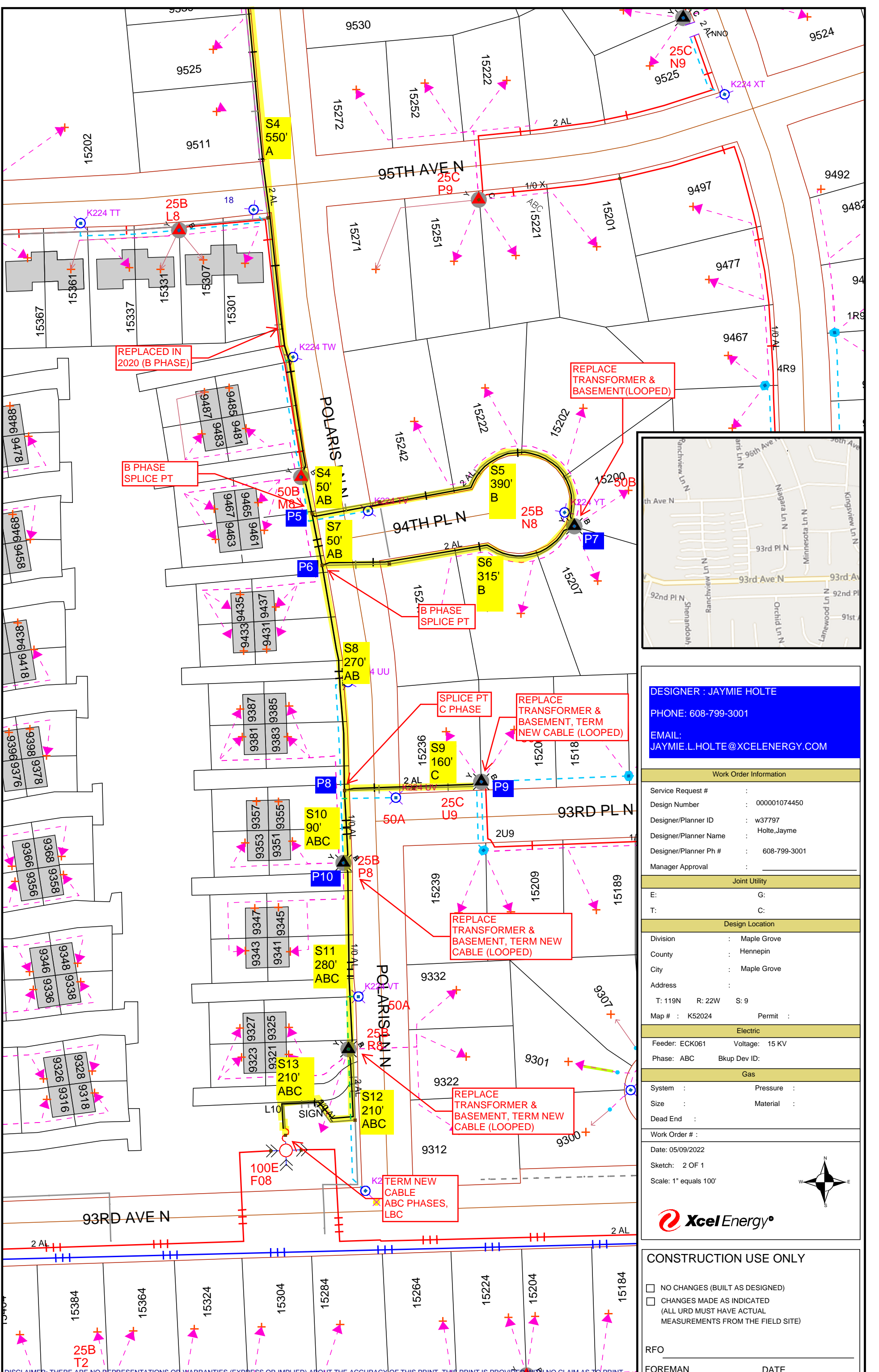


**CONSTRUCTION USE ONLY**

NO CHANGES (BUILT AS DESIGNED)  
 CHANGES MADE AS INDICATED (ALL URD MUST HAVE ACTUAL MEASUREMENTS FROM THE FIELD SITE)

RFO \_\_\_\_\_  
 FOREMAN \_\_\_\_\_ DATE \_\_\_\_\_  
 TEAM LEADER \_\_\_\_\_

DISCLAIMER: THERE ARE NO REPRESENTATIONS OR WARRANTIES (EXPRESS OR IMPLIED) ABOUT THE ACCURACY OF THIS PRINT. THIS PRINT IS PROVIDED WITH NO CLAIM AS TO PRINT COMPLETENESS, TIMELINESS, ACCURACY OF CONTENT OR USEFULNESS. STATE LAW REQUIRES ANYONE DIGGING, GRADING OR EXCAVATING TO OBTAIN A PRIOR FIELD LOCATE OF ALL UTILITIES; THIS PRINT DOES NOT DISCHARGE THIS REQUIREMENT OR ANY OTHER REQUIREMENT. THE COMPANY AND ITS AFFILIATES ASSUME NO LEGAL RESPONSIBILITY OR LIABILITY FOR THE RECIPIENT'S USE (OR ANY OTHER PARTIES' USE) OF THE PRINT, INCLUDING THE RECIPIENT'S INTENDED PURPOSE IN USING THE PRINT. NO COMPANY EMPLOYEE OR OTHER PARTY HAS BEEN AUTHORIZED TO PROVIDE THIS PRINT FOR PLANNING OR ESTIMATING PURPOSES; RELY ON THIS PRINT AT YOUR OWN RISK. BY ACCEPTING THIS PRINT, THE RECIPIENT & ANY OTHER PARTY RECEIVING A COPY OF THE PRINT ACKNOWLEDGES AND AGREES TO THIS DISCLAIMER. For All Field Locates Call 811



DESIGNER : JAYMIE HOLTE  
 PHONE: 608-799-3001  
 EMAIL: JAYMIE.L.HOLTE@XCELENERGY.COM

Work Order Information	
Service Request #	:
Design Number	: 000001074450
Designer/Planner ID	: w37797
Designer/Planner Name	: Holte, Jayme
Designer/Planner Ph #	: 608-799-3001
Manager Approval	:

Joint Utility	
E:	G:
T:	C:

Design Location	
Division	: Maple Grove
County	: Hennepin
City	: Maple Grove
Address	:
T:	119N R: 22W S: 9
Map #	: K52024 Permit :

Electric	
Feeder: ECK061	Voltage: 15 KV
Phase: ABC	Bkup Dev ID:

Gas	
System :	Pressure :
Size :	Material :
Dead End :	

Work Order # :  
 Date: 05/09/2022  
 Sketch: 2 OF 1  
 Scale: 1" equals 100'



**CONSTRUCTION USE ONLY**

NO CHANGES (BUILT AS DESIGNED)  
 CHANGES MADE AS INDICATED  
 (ALL URD MUST HAVE ACTUAL MEASUREMENTS FROM THE FIELD SITE)

RFO \_\_\_\_\_  
 FOREMAN \_\_\_\_\_ DATE \_\_\_\_\_  
 TEAM LEADER \_\_\_\_\_

DISCLAIMER: THERE ARE NO REPRESENTATIONS OR WARRANTIES (EXPRESS OR IMPLIED) ABOUT THE ACCURACY OF THIS PRINT. THIS PRINT IS PROVIDED WITH NO CLAIM AS TO PRINT COMPLETENESS, TIMELINESS, ACCURACY OF CONTENT OR USEFULNESS. STATE LAW REQUIRES ANYONE DIGGING, GRADING OR EXCAVATING TO OBTAIN A PRIOR FIELD LOCATE OF ALL UTILITIES. THIS PRINT DOES NOT DISCHARGE THIS REQUIREMENT OR ANY OTHER REQUIREMENT. THE COMPANY AND ITS AFFILIATES ASSUME NO LEGAL RESPONSIBILITY OR LIABILITY FOR THE RECIPIENT'S USE (OR ANY OTHER PARTIES' USE) OF THE PRINT INCLUDING THE RECIPIENT'S INTENDED PURPOSE IN USING THE PRINT. NO COMPANY EMPLOYEE OR OTHER PARTY HAS BEEN AUTHORIZED TO PROVIDE THIS PRINT FOR PLANNING OR ESTIMATING PURPOSES; RELY ON THIS PRINT AT YOUR OWN RISK. BY ACCEPTING THIS PRINT, THE RECIPIENT & ANY OTHER PARTY RECEIVING A COPY OF THE PRINT ACKNOWLEDGES AND AGREES TO THIS DISCLAIMER. For All Field Locates Call 811

ESCALATED CABLE FAULT  
9649 QUANTICO LN

MAPLE GROVE

SP783443

PERMIT REQUIRED

SERVICE CENTER: MAPLE  
GROVE

FEEDER ECK061

PHASE ABC

VOLTAGE 15 KV

P1 -M7-REPLACE TRANSFORMER &  
BASEMENT, TERM NEW CABLE (LOOPED)  
P2-D9-TERM NEW CABLE (C PHASE)  
P3-E9-TERM NEW CABLE (C PHASE)  
P4-J9-TERM NEW CABLE (LOOPED)  
P5-SPLICE POINT(B PHASE)  
P6-SPLICE POINT (B PHASE)  
P7-N8-REPLACE TRANSFORMER &  
BASEMENT, TERM NEW CABLE (LOOPED)  
P8-SPLICE POINT (C PHASE)  
P9-U9-REPLACE TRANSFORMER &  
BASEMENT, TERM NEW CABLE (LOOPED)  
P10-P8-REPLACE TRANSFORMER &  
BASEMENT, TERM NEW CABLE (LOOPED)  
P11-R8-REPLACE TRANSFORMER &  
BASEMENT, TERM NEW CABLE (LOOPED)  
P12-F08-TERM NEW CABLE, 3 PHS, LBC

RESTORATION REQUIRED.

S1 -ABANDON EXISTING CABLE, DIR BORE  
APPROX. 370' OF NEW #2 AL CABLE. A PHS

S2 -ABANDON EXISTING CABLE, DIR BORE  
APPROX. 500' OF NEW #2 AL CABLE. AC PHS

S3 -ABANDON EXISTING CABLE, DIR BORE  
APPROX. 460' OF NEW #2 AL CABLE. AC PHS

S4 -ABANDON EXISTING CABLE, DIR BORE  
APPROX. 50' OF NEW #2 AL CABLE. AB PHS

S5 -ABANDON EXISTING CABLE, DIR BORE  
APPROX. 390' OF NEW #2 AL CABLE. B PHS

S6 -ABANDON EXISTING CABLE, DIR BORE  
APPROX. 315' OF NEW #2 AL CABLE. B PHS

S7 -ABANDON EXISTING CABLE, DIR BORE  
APPROX. 50' OF NEW #2 AL CABLE. AB PHS

S8 -ABANDON EXISTING CABLE, DIR BORE  
APPROX. 270' OF NEW #2 AL CABLE. AB PHS

S9 -ABANDON EXISTING CABLE, DIR BORE  
APPROX. 160' OF NEW #2 AL CABLE. C PHS

S10 -ABANDON EXISTING CABLE, DIR BORE  
APPROX. 90' OF NEW #2 AL CABLE. ABC PHS

S11 -ABANDON EXISTING CABLE, DIR BORE  
APPROX. 280' OF NEW #2 AL CABLE. ABC  
PHS

S12 -ABANDON EXISTING CABLE, DIR BORE  
APPROX. 210' OF NEW #2 AL CABLE. ABC  
PHS

RESTORATION REQUIRED.



DESIGNER : JAYMIE HOLTE

PHONE: 608-799-3001

EMAIL:  
JAYMIE.L.HOLTE@XCELENERGY.COM

Work Order Information

Service Request # :  
Design Number : 000001074450  
Designer/Planner ID : w37797  
Designer/Planner Name : Holte, Jayme  
Designer/Planner Ph # : 608-799-3001  
Manager Approval :

Joint Utility

E: G:  
T: C:

Design Location

Division : Maple Grove  
County : Hennepin  
City : Maple Grove  
Address :  
T: 119N R: 22W S: 9  
Map # : K52014 Permit :

Electric

Feeder: ECK061 Voltage: 15 KV  
Phase: ABC Bkup Dev ID:

Gas

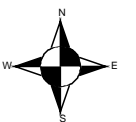
System : Pressure :  
Size : Material :  
Dead End :

Work Order # :

Date: 05/09/2022

Sketch: 1 OF 2

Scale: 1" equals 100'



CONSTRUCTION USE ONLY

- NO CHANGES (BUILT AS DESIGNED)
- CHANGES MADE AS INDICATED  
(ALL URD MUST HAVE ACTUAL  
MEASUREMENTS FROM THE FIELD SITE)

RFO \_\_\_\_\_

FOREMAN \_\_\_\_\_ DATE \_\_\_\_\_

TEAM LEADER \_\_\_\_\_